



▲ INDUQUELL – Hotel The Fontenay, Hamburg. Photo © „The Fontenay“, Hamburg

## DISPLACEMENT AIR OUTLET INDUQUELL



Displacement outlets offer maximum thermal comfort due to low air velocities and gentle air distribution. For a wide variety of application areas with the highest acoustic requirements.



INDUQUELL – Scharoun theatre, Wolfsburg. Photo © Lars Landmann

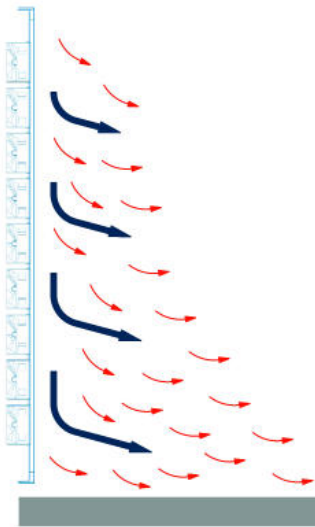
## DISPLACEMENT AIR OUTLET INDUQUELL

With displacement air systems, the supply air is fed into the room at a slow rate and with low turbulence. Displacement air ventilation systems feature low air velocities in the area of operation, and virtually noise-free function of the linear diffusers. Displacement air flows create, by nature, a rising temperature profile across the height of the room. With displacement air ventilation systems, the supplied fresh air is fed directly to the people in the room, and a high air quality thus arises in the occupied zone. Displacement air solutions are predominantly designed individually for the building and the operation requirements. In the Sharoun theatre hall, for example, supply air is fed in via doubled chairbacks with supply air outlets at the top.

A full-surface floor plenum underneath feeds the supply air into the chair floor brackets. Special swirl elements are also integrated into the chairbacks to improve comfort and ensure a draught-free air flow path. The optimum arrangement of the swirl elements was determined during an air flow test at our own flow laboratory using the original theatre chairs, and compliance with the required values for draught-free air and interior acoustics was confirmed. By exactly reproducing the existing perforated plate at the top of the theatre chair, we were able to fully satisfy all of the requirements in the building's preservation order for an invisible ventilation solution.

## FUNCTION

Conventional displacement ventilation systems are typically characterised by low air velocities and small temperature differentials between the supply air and ambient air in the occupied zone. By contrast, the INDUQUELL enables high temperature differentials of down to -8 K, with greater thermal comfort when used in combination with the inductive air guide elements developed by Kiefer.



### ENERGY

Powerful due to high temperature differential of down to -8 K for energy efficient operation.



### DESIGN

Creative displacement air solutions that meet technical requirements. Customised to meet user requirements and room geometry.



### TECHNOLOGY

The combination of a displacement outlet with inductive air guide elements creates a low ambient air velocity in the occupied zone, even with large temperature differentials.

## TECHNICAL DATA

Temperature difference	Down to -8 K
Type	Individual design as surface-, pillar- or base displacement outlet
Colours	RAL colour of choice
Air guide elements	Black or light grey (RAL 7035); other colours available on request
Optional	Decorative perforated sheet

Further information can be found on [www.kieferklima.de/en/induquell](http://www.kieferklima.de/en/induquell)



INDUQUELL – Evangelisches Allianzhaus, Bad Blankenburg, Photo © Kiefer GmbH

## INSTALLATION SITUATION INDUQUELL

Flat or round displacement outlets for ceiling, wall, balustrade or plinth installation can be designed to meet a wide variety of comfort requirements. For industrial applications, displacement diffusers are available for heating and cooling modes with flat or radial discharge.

Displacement outlets offer maximum thermal comfort due to low air velocities and gentle air distribution. They are powerful due to a high temperature differential of down to -8 K and offer plenty of creative options thanks to the different designs.



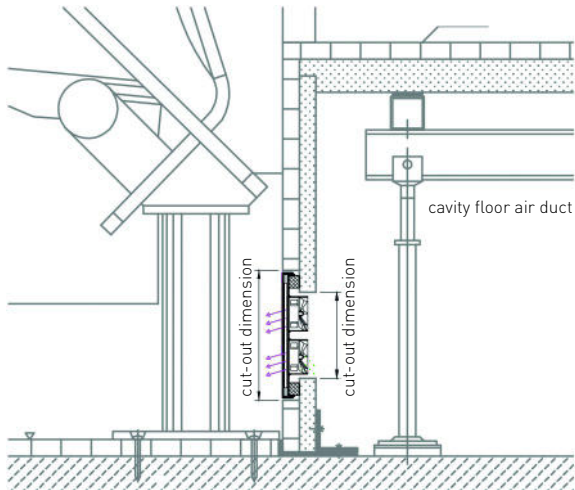
### INDUQUELL DIV

with round INDUDRALL air guide elements for ceiling, rail and base installation, with or without decor panel for the air-guiding front plate, for unobtrusive integration of displacement air outlets in rooms.

## INDUQUELL TAILORED INTEGRATED SOLUTIONS

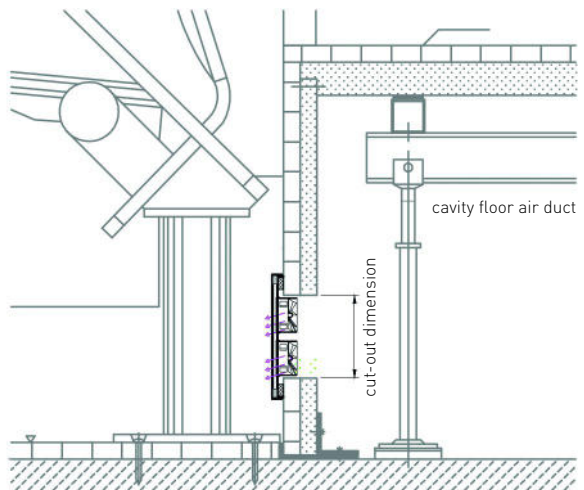
### INDUQUELL DIV,

Chair-air diffuser installation variant for pressure chamber flush installation



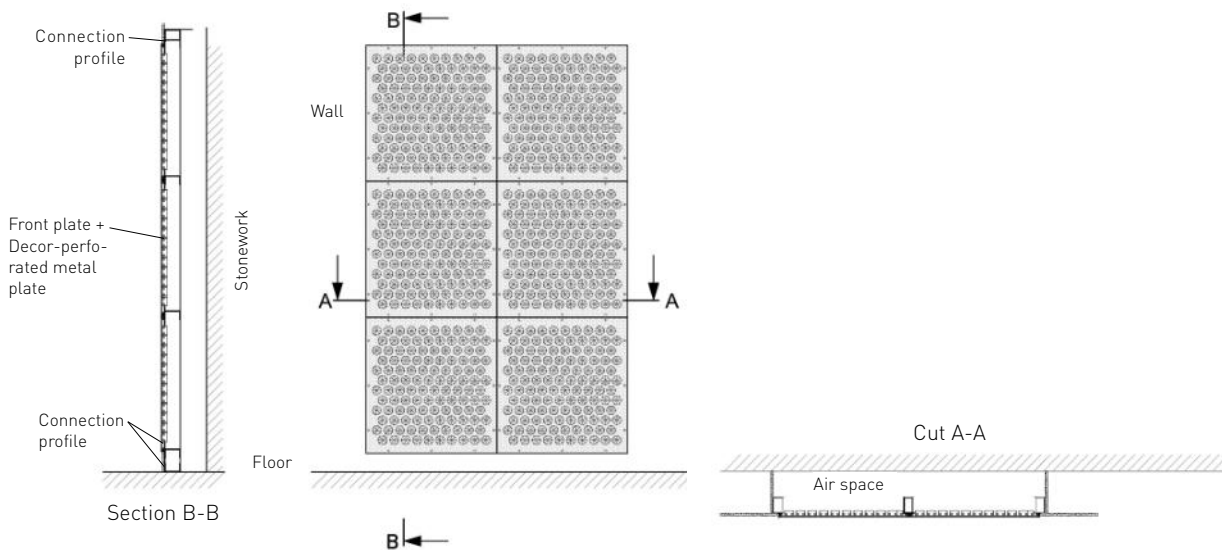
### INDUQUELL DIV,

Chair-air diffuser installation variant for pressure chamber surface-mounted installation



### INDUQUELL DIV as an Surface displacement outlet

As a non-recessed wall mounting – 1251 x 1952 mm (arrangement 6 pce, 625 x 650 mm) for walls with single layer panelling



### INDUQUELL as an Air diffuser array

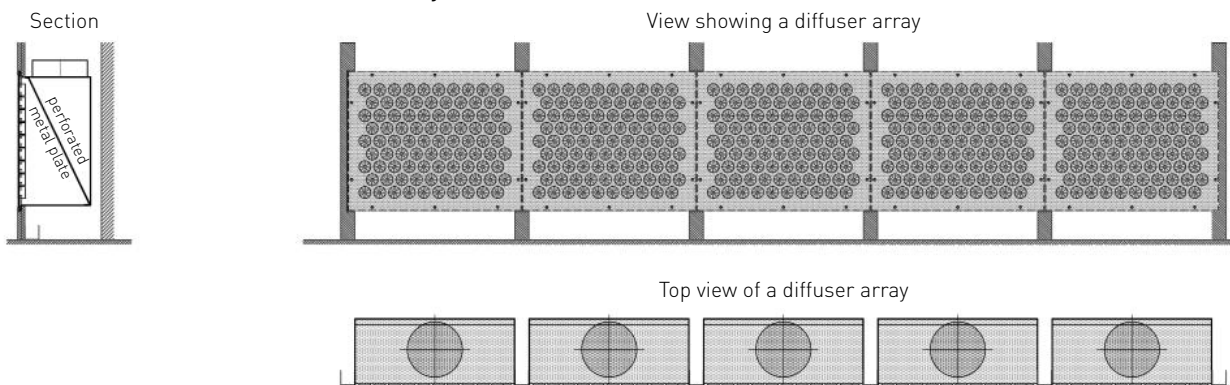




Photo © Kiefer GmbH

**BIBLIOTHEK DER DEUTSCHEN KLASSIK, WEIMAR**

**PROPRIETOR** Klassik Stiftung, Weimar  
**ARCHITECTS** gildehaus.partner, Weimar  
**PLANNING OFFICE** Ing.-Büro Hirsch, Erfurt



Photo © Kiefer GmbH

**UNIVERSITY OF APPLIED SCIENCES, WÜRZBURG-SCHWEINFURT**

**PROPRIETOR** Staatliches Bauamt Schweinfurt  
**ARCHITECTS** Stanek u. Höring Architects, Würzburg  
**PLANNING OFFICE** abi – beratende Ingenieure, Würzburg



Photo © „The Fontenay“, Hamburg

**HOTEL „THE FONTENAY“, HAMBURG**

**PROPRIETOR** Kühne Immobilien GmbH, Hamburg  
**ARCHITECTS** Störmer Murphy and Partners, Hamburg und Aukett + Heese, Berlin  
**PLANNING OFFICE** HBI, Dipl.-Ing. Heinz Brozi, Berlin



Photo © Kiefer GmbH

**KOMMUNIKATIONS- UND INFORMATIONSZENTRUM DER UNIVERSITÄT ERFURT**

**PROPRIETOR** TLBV - Thüringer Landesamt für Bau und Verkehr  
**ARCHITECTS** Nickl & Partner Architects, Berlin  
**PLANNING OFFICE** HKL Ingenieurgesellschaft mbH, Erfurt



[www.kieferklima.de/en](http://www.kieferklima.de/en)

Kiefer Klimatechnik GmbH  
Heilbronner Straße 380 - 388  
70469 Stuttgart

phone: +49 (0)711 / 81 09-0  
email: [info@kieferklima.de](mailto:info@kieferklima.de)

